



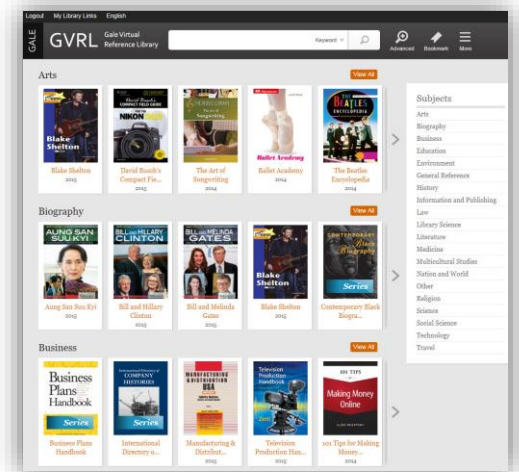
Gale Virtual Reference Library Search Tips

Gale Virtual Reference Library is a collection of encyclopedias and specialized reference sources for multidisciplinary research. These eBooks are available 24/7 with no checkout. Titles can be browsed, searched and downloaded anytime from any Internet-connected device. The eBooks you can access are hand selected by your library or institution and are digitally reproduced from trusted, authoritative reference works from Gale and our publishing partners.

On the homepage, you will find the following options for beginning your research:

- [Basic Search](#)
- [Browse by eBook](#)
- [Browse By Subject](#)
- [Advanced Search & Subject Search](#)

Please note that search results will vary depending on the number and titles of eBooks currently available in your **Gale Virtual Reference Library**.




BASIC SEARCH with SEARCH ASSIST

To perform a Basic Search, and to search all the eBooks in your library's collection, use the search box located in the banner at the top of the page. Enter a word or phrase in the box and use the drop-down menu to search by Keyword, Subject, or Entire Document. As you enter the first few letters or a word in the search box and Search Assist will suggest terms. Click the magnifying glass icon to begin your search, or select a term from the list and then hit Enter. When your library subscribes to non-English content, you can search in that language.



BROWSE BY EBOOK

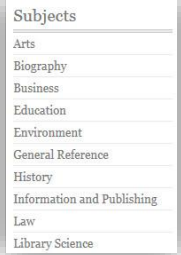
The eBooks available in your library are displayed by subject on the **Gale Virtual Reference Library** home page. Use the arrows on the right and left of each subject group to scroll through the entire collection of titles in that subject. Or select the **View All** option to view the covers of all titles available in that subject. To access the table of contents of the title you want, simply select the title cover.



BROWSE BY SUBJECT

On the right of the home page, you will see a list of subjects. Select a Subject to view all titles in that subject area. You will be taken to an A-Z list of title in that subject. Within this list you can:

1. Select the title cover to access the table of contents of the title you want
–OR–
2. Enter your search term(s) in upper right ‘Search within ...’ box to search only within the titles displayed.



ADVANCED SEARCH & SUBJECT SEARCH

Gale Virtual Reference Library supports an Advanced Search that combines criteria such as keyword, document title, entire document, image caption, subject, publication title, or author. You can also limit the search results by publication date, publication title, subject area, target audience, or publication language.

From the advanced search, a **Subject Guide Search** is available in the upper banner bar. Searching a subject will take you to a list of subjects matching the term entered. This search will only be available when your library subscribes to at least one English-language eBook.

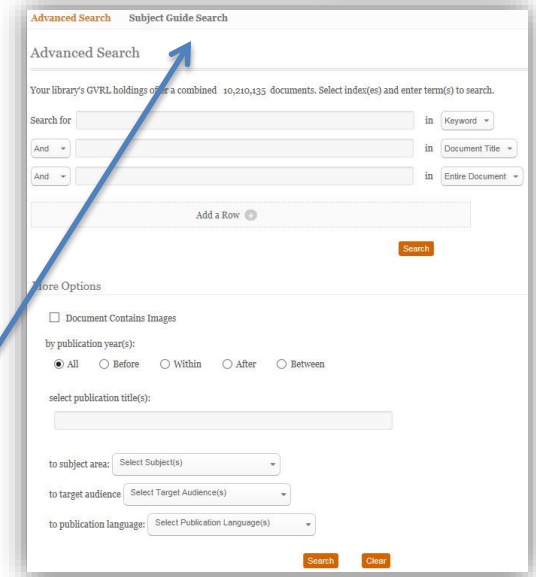
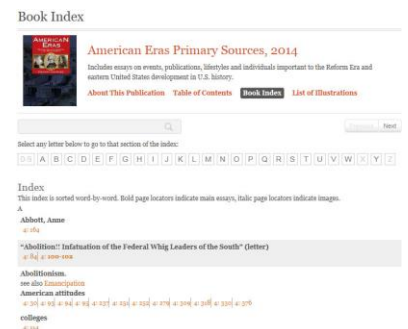


TABLE OF CONTENTS & EBOOK LINKS

When a title cover or link is selected, you are taken to the **Table of Contents** for the title. When an eBook that is part of a series is selected from the home page, the **About this Series** page will be displayed first; from there you must select a specific volume in order to access the **Table of Contents**. (The **Table of Contents** is also displayed when you first enter *Gale Virtual Reference Library* from your library's catalog.) Documents are organized the way the print version is organized.

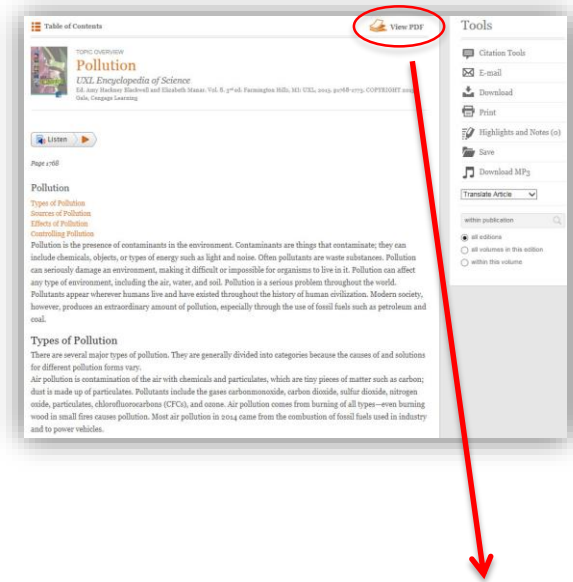
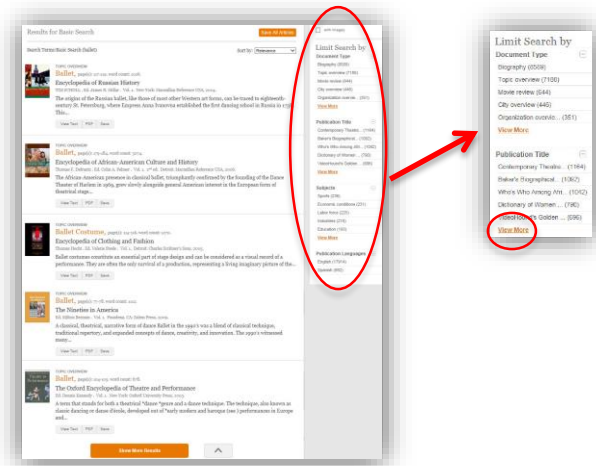
Other links available for the eBook include:

- **About this Publication:** displays publication information for an eBook.
- **eBook Index:** Navigate within the eBook Index by clicking **Previous** or **Next**, using the browse box, or selecting a letter link. Then click on a hyperlinked page number below an index heading to go to the referenced page within the eBook article.
- **List of Illustrations:** Link directly to photographs, tables, maps, etc. within an eBook when available. Thumbnails will show an example of what the illustration will look like.



SEARCH RESULTS

Search results consist of individual documents from eBooks. You can filter your results in several ways using the right-hand sidebar, including by Document Type, Publication Title, Subject, and Publication Language. Terms within each filter are listed in descending order by number of results (the number is in parentheses). Click a term to view documents that meet the specific criteria. A [View More](#) link is provided to view the full list.



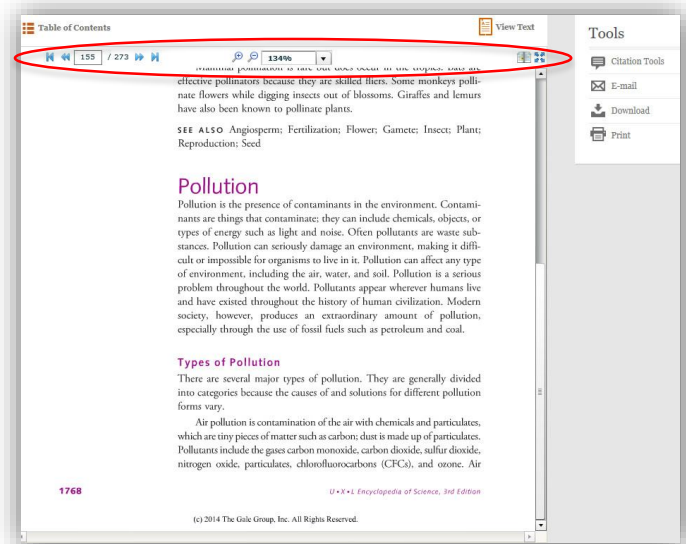
DOCUMENT VIEW

Initially the document will be displayed as **TEXT**, but you may switch to **PDF** view on the top right side of the article.

Text View - Displays the text of the article -- along with any images and sidebars -- as one continuous page. Use this view when you want to use article tools, such as print, e-mail, listen, and more.

PDF View - Displays the article as it appears in the corresponding print publication using a built-in PDF viewer. The document viewer in PDF allows the following actions:

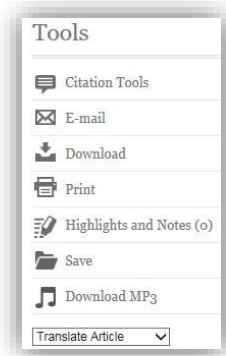
- **Next and Previous arrows:** Page through the article, jump to the first or last page, or go the next article.
- **Facing Pages:** display side-by-side pages, as in a book.
- **Full Screen:** Maximizes the viewing window.
- **Zoom in or out:** magnifies the PDF document



TOOLS

To help you manage the document you are currently viewing on the Document View and PDF page and make its contents more accessible, use the features listed in the grey bar directly above the article. Tools will differ between the text view and the PDF view. Tools available include:

- **Citation Tools:** Gale will generate the citation within the product, simply select the citation needed (e.g.: APA, MLA, etc.) to open an html version to copy and paste into a citation or bibliography page.
- **Email:** Send the document via email; customize the email by including the senders email address and a message.
- **Download:** Download and save the open document to a memory stick, desktop, CD, zip drive, etc.
- **Print:** Print the open document to a local printer.
- **Highlights & Notes:** Displays the passages highlighted within the text and notes you've added to the document.
- **Save:** Move the open document into a folder, available during the session, to save documents needed for your research. You may print, e-mail, cite, or download these documents in a batch – great time saver!
- **Download MP3:** Download an MP3 file of the article that can be read aloud through the listen tool
- **Translate:** Translate the open document into many different languages including Spanish, French, Chinese, Arabic and many more. Please note that this is a machine translation.



READSPEAKER

An audio player appears below the title of each document. Listen to all, or part of a document, read aloud by a computer-generated voice. If you want to hear the audio version of the whole document, click the play button. Note that if you have any part of the document selected on the page, you will hear just that highlighted text. Setting links allow you to change the speed of the audio, and the highlighting options. You can also download an audio version of the document as an MP3 file by selecting download.



BOOKMARKS & MORE

By using the Bookmark feature, you and others can revisit practically any page you choose after you've ended your current session. The Bookmark feature is available for an individual document, topic page, search results, etc. While viewing a page, simply click Bookmark in the top black banner. A separate window will open, allowing you to copy and paste the Bookmark link into another document, web site, teaching tool, you may add it your favorites list and/or e-mail it.



Select **More** from the banner to access other tools such as:

- **Highlights and Notes** – View all the highlighted sections & personal from your current session
- **My Folder** – Where all the documents saved during your session will be held.
- **Help** – View tutorials for using *Gale Virtual Reference Library*, title lists for what appears in the resource, lesson plans, and more.

Please note, *Gale Virtual Reference Library* will adjust to accommodate your device & screen size. All Menu and Tool options will become icons that can be opened by clicking or tapping.